


Bank Alfalah Limited
Islamic Banking Group
PROFIT DISTRIBUTION RATIO AND WEIGHTAGES

Bank Alfalah Limited - Islamic Banking is pleased to declare the current Weightages for April 2023 and two previous periods which are applicable on its Savings / Term deposits Accounts. These Weightages are used to calculate the distribution of profit as per the requirements of Shariah on the basis of Mudarabah model.

The profit sharing ratio between bank and investor before deduction of Tax would be as follows:

ISLAMIC DEPOSIT PRODUCTS	Date				
	April 2023	March 2023	February 2023		
	PROFIT SHARING RATIO				
Share of Mudarib	50%	50%	50%		
Share of Rabbul Maal	50%	50%	50%		
ALFALAH SAVINGS DEPOSITS	Payment Frequency	Weightage	Weightage	Weightage	
Saving Musharikah	Saving Musharikah - 0 To 9.99 K	Monthly	1.0086	1.0195	1.0130
	Saving Musharikah - 10 K To 99.99 K	Monthly	1.0098	1.0207	1.0142
	Saving Musharikah - 100 K To 499.99 K	Monthly	1.0111	1.0220	1.0155
	Saving Musharikah - 500 K To 999.99 K	Monthly	1.0123	1.0233	1.0168
	Saving Musharikah - 1 M To 4.99 M	Monthly	1.0136	1.0246	1.0180
	Saving Musharikah - 5 M To 9.99 M	Monthly	1.0149	1.0258	1.0193
	Saving Musharikah - 10 M To 24.99 M	Monthly	1.0161	1.0271	1.0206
	Saving Musharikah - 25 M To 49.99 M	Monthly	1.0212	1.0322	1.0256
	Saving Musharikah - 50 M To 99.99 M	Monthly	1.0275	1.0386	1.0320
	Saving Musharikah - 100 M To 499.99 M	Monthly	1.0338	1.0449	1.0383
	Saving Musharikah - 500 M & Above	Monthly	1.0338	1.0449	1.0383
	Falah Mahana Amdani - 1 To 499.99 K	Monthly	1.0086	1.0195	1.0130
	Falah Mahana Amdani - 500 K To 24.99 M	Monthly	1.5519	1.5687	1.5587
	Falah Classic Savings Account	Six Monthly	1.0086	1.0195	1.0130
	AlFalah Islamic Business Way	Monthly	0.0050	0.0051	0.0051
AlFalah Islamic Asaan Savings Account	Six Monthly	1.0086	1.0195	1.0130	
AlFalah Islamic Asaan Digital Savings Account	Six Monthly	1.0086	1.0195	1.0130	
Falah Asaan Women Digital Savings Account	Monthly	1.0086	1.0195	1.0130	
AlFalah Islamic Collection Savings Account	Monthly	1.3237	1.3380	1.3295	
AlFalah Islamic Freelancer Digital Savings Account PKR	Monthly	1.3489	1.3635	1.3549	
AlFalah Islamic Recurring Value Deposit	Monthly	1.5128	1.5292	1.5195	
Target Savings Deposit	Monthly	1.5128	1.5292	1.5195	
AlFalah Asaan Remittance saving account	Monthly	1.0086	1.0195	1.0130	
AlFalah Islamic Asaan Digital Remittance Savings Account	Monthly	1.0086	1.0195	1.0130	
Islamic HRA	Monthly	1.0086	1.0195	1.0130	
Alfa Saving Islamic Account 0 to 9,999.99	Monthly	1.0086	1.0195	1.0130	
Alfa Saving Islamic Account 10,000 & Above	Monthly	1.3237	1.3380	1.3295	
Islamic Roshan Digital Saving Account	Monthly	1.5519	1.5687	1.5587	
Islamic Roshan Digital Business Saving Account	Monthly	1.5477	0.0000	0.0000	
Alfa Asaan NRVA PKR Saving NR	Monthly	1.5519	1.5687	1.5587	
Islamic Asaan Roshan Digital Saving Account	Monthly	1.5519	1.5687	1.5587	
Falah Senior Citizens Account - 10,001 to 499,999	Monthly	1.5759	1.5929	1.4802	
Falah Senior Citizens Account - 500,000 & Above	Monthly	1.5885	1.6056	1.5195	
Falah Business Account	Falah Business Account - 1 To 999.99 K	Monthly	1.0086	1.0195	1.0130
	Falah Business Account - 1 M To 4.99 M	Monthly	1.0149	1.0258	1.0193
	Falah Business Account - 5 M To 9.99 M	Monthly	1.0212	1.0322	1.0256
	Falah Business Account - 10 M To 24.99 M	Monthly	1.0275	1.0386	1.0320
	Falah Business Account - 25 M To 49.99 M	Monthly	1.1346	1.1469	1.1396
	Falah Business Account - 50 M To 99.99 M	Monthly	1.1977	1.2106	1.2029
	Falah Business Account - 100 M To 149.99 M	Monthly	1.3616	1.3763	1.3675
	Falah Business Account - 150 M To 199.99 M	Monthly	1.3628	1.3775	1.3688
	Falah Business Account - 200 M To 499.99 M	Monthly	1.3691	1.3839	1.3751
	Falah Business Account - 500 M & 999.99M	Monthly	1.3868	1.4018	1.3929
	Falah Business Account - 1 Bn To 1.99Bn	Monthly	1.3868	1.4018	1.3929
	Falah Business Account - 2 Bn & Above	Monthly	1.3868	1.4018	1.3929
	OTHER REMUNERATIVE	Payment Frequency	Weightage	Weightage	Weightage
	Falah Margin Accounts	Monthly	0.0038	0.0038	0.0038
	ALFALAH TERM DEPOSITS	Payment Frequency	Weightage	Weightage	Weightage
Falah One Month TDR	Falah One Month Term Deposit - 100K To 499.99 K	At Maturity	1.0905	1.1023	1.0953
	Falah One Month Term Deposit - 500 K To 999.99 K	At Maturity	1.1082	1.1201	1.1130
	Falah One Month Term Deposit - 1 M To 4.99 M	At Maturity	1.1208	1.1329	1.1257
	Falah One Month Term Deposit - 5 M To 9.99 M	At Maturity	1.1409	1.1533	1.1459
	Falah One Month Term Deposit - 10 M To 24.99 M	At Maturity	1.1586	1.1711	1.1637
	Falah One Month Term Deposit - 25 M To 49.99 M	At Maturity	1.1598	1.1724	1.1649
	Falah One Month Term Deposit - 50 M To 74.99 M	At Maturity	1.2166	1.2297	1.2219
	Falah One Month Term Deposit - 75 M To 99.99 M	At Maturity	1.2178	1.2310	1.2232
	Falah One Month Term Deposit - 100 M To 149.99 M	At Maturity	1.2191	1.2323	1.2244
	Falah One Month Term Deposit - 150 M To 199.99 M	At Maturity	1.2204	1.2335	1.2257
	Falah One Month Term Deposit - 200 M To 499.99 M	At Maturity	1.2216	1.2348	1.2270
	Falah One Month Term Deposit - 500 M To 999.99 M	At Maturity	1.2229	1.2361	1.2282
	Falah One Month Term Deposit - 1 Bn To 1.99 Bn	At Maturity	1.2241	1.2374	1.2295
	Falah One Month Term Deposit - 2 Bn & Above	At Maturity	1.2254	1.2386	1.2308
	TDR 3 Months Tier-Wise - 100 K To 499.99 K	At Maturity	1.1031	1.1150	1.1079
	TDR 3 Months Tier-Wise - 500 K To 999.99 K	At Maturity	1.1206	1.1328	1.1257
	TDR 3 Months Tier-Wise - 1 M To 4.99 M	At Maturity	1.1346	1.1469	1.1396
	TDR 3 Months Tier-Wise - 5 M To 9.99 M	At Maturity	1.1535	1.1660	1.1586
TDR 3 Months Tier-Wise - 10 M To 24.99 M	At Maturity	1.1712	1.1838	1.1763	
TDR 3 Months Tier-Wise - 25 M To 49.99 M	At Maturity	1.1724	1.1851	1.1776	
TDR 3 Months Tier-Wise - 50 M To 74.99 M	At Maturity	1.1737	1.1864	1.1789	
TDR 3 Months Tier-Wise - 75 M To 99.99 M	At Maturity	1.1750	1.1877	1.1801	
TDR 3 Months Tier-Wise - 100 M To 149.99 M	At Maturity	1.1762	1.1889	1.1814	
TDR 3 Months Tier-Wise - 150 M To 199.99 M	At Maturity	1.1775	1.1902	1.1827	
TDR 3 Months Tier-Wise - 200 M To 499.99 M	At Maturity	1.1788	1.1915	1.1839	
TDR 3 Months Tier-Wise - 500 M To 999.99 M	At Maturity	1.1800	1.1928	1.1852	
TDR 3 Months Tier-Wise - 1 Bn To 1.99 Bn	At Maturity	1.1813	1.1940	1.1865	
TDR 3 Months Tier-Wise - 2 Bn & Above	At Maturity	1.1825	1.1953	1.1877	
TDR 6 Months Tier-Wise - 100 K To 499.99 K	At Maturity	1.1119	1.1240	1.1168	
TDR 6 Months Tier-Wise - 500 K To 999.99 K	At Maturity	1.1308	1.1431	1.1358	
TDR 6 Months Tier-Wise - 1 M To 4.99 M	At Maturity	1.1447	1.1571	1.1497	
TDR 6 Months Tier-Wise - 5 M To 9.99 M	At Maturity	1.1460	1.1584	1.1510	
TDR 6 Months Tier-Wise - 10 M To 24.99 M	At Maturity	1.1800	1.1928	1.1852	
TDR 6 Months Tier-Wise - 25 M To 49.99 M	At Maturity	1.1813	1.1940	1.1865	
TDR 6 Months Tier-Wise - 50 M To 74.99 M	At Maturity	1.1825	1.1953	1.1877	
TDR 6 Months Tier-Wise - 75 M To 99.99 M	At Maturity	1.1838	1.1966	1.1890	
TDR 6 Months Tier-Wise - 100 M To 149.99 M	At Maturity	1.1851	1.1979	1.1903	
TDR 6 Months Tier-Wise - 150 M To 199.99 M	At Maturity	1.1863	1.1991	1.1915	
TDR 6 Months Tier-Wise - 200 M To 499.99 M	At Maturity	1.1876	1.2004	1.1928	
TDR 6 Months Tier-Wise - 500 M To 999.99 M	At Maturity	1.1888	1.2017	1.1941	
TDR 6 Months Tier-Wise - 1 Bn To 1.99 Bn	At Maturity	1.1901	1.2030	1.1953	
TDR 6 Months Tier-Wise - 2 Bn & Above	At Maturity	1.1914	1.2042	1.1966	





Bank Alfalah Limited
Islamic Banking Group
PROFIT DISTRIBUTION RATIO AND WEIGHTAGES

Bank Alfalah Limited - Islamic Banking is pleased to declare the current Weightages for April 2023 and two previous periods which are applicable on its Savings / Term deposits Accounts. These Weightages are used to calculate the distribution of profit as per the requirements of Shariah on the basis of Mudarabah model.

The profit sharing ratio between bank and investor before deduction of Tax would be as follows:

ISLAMIC DEPOSIT PRODUCTS		Date 27-Mar-23			
		April 2023	March 2023	February 2023	
		PROFIT SHARING RATIO			
	Share of Mudarib	50%	50%	50%	
	Share of Rabbul Maal	50%	50%	50%	
1 Year TDR	TDR 1 Year Tier-Wise - 100 K To 499.99 K	At Maturity	1.1876	1.2004	1.1928
	TDR 1 Year Tier-Wise - 500 K To 999.99 K	At Maturity	1.2342	1.2476	1.2396
	TDR 1 Year Tier-Wise - 1 M To 4.99 M	At Maturity	1.2443	1.2578	1.2498
	TDR 1 Year Tier-Wise - 5 M To 9.99 M	At Maturity	1.2531	1.2667	1.2586
	TDR 1 Year Tier-Wise - 10 M To 24.99 M	At Maturity	1.2594	1.2730	1.2650
	TDR 1 Year Tier-Wise - 25 M To 49.99 M	At Maturity	1.2708	1.2845	1.2764
	TDR 1 Year Tier-Wise - 50 M To 74.99 M	At Maturity	1.2720	1.2858	1.2776
	TDR 1 Year Tier-Wise - 75 M To 99.99 M	At Maturity	1.2733	1.2871	1.2789
	TDR 1 Year Tier-Wise - 100 M To 149.99 M	At Maturity	1.2746	1.2883	1.2802
	TDR 1 Year Tier-Wise - 150 M To 199.99 M	At Maturity	1.2758	1.2896	1.2814
	TDR 1 Year Tier-Wise - 200 M To 499.99 M	At Maturity	1.2771	1.2909	1.2827
	TDR 1 Year Tier-Wise - 500 M To 999.99 M	At Maturity	1.2783	1.2922	1.2840
	TDR 1 Year Tier-Wise - 1 Bn To 1.99 Bn	At Maturity	1.2796	1.2934	1.2852
	TDR 1 Year Tier-Wise - 2 Bn & Above	At Maturity	1.2809	1.2947	1.2865
	2 Years TDR	TDR 2 Year Tier-Wise - 100 K To 499.99 K	At Maturity	1.1888	1.2017
TDR 2 Year Tier-Wise - 500 K To 999.99 K		At Maturity	1.2367	1.2501	1.2422
TDR 2 Year Tier-Wise - 1 M To 4.99 M		At Maturity	1.2456	1.2590	1.2510
TDR 2 Year Tier-Wise - 5 M To 9.99 M		At Maturity	1.2468	1.2603	1.2523
TDR 2 Year Tier-Wise - 10 M To 24.99 M		At Maturity	1.2481	1.2616	1.2536
TDR 2 Year Tier-Wise - 25 M To 49.99 M		At Maturity	1.2494	1.2629	1.2548
TDR 2 Year Tier-Wise - 50 M To 74.99 M		At Maturity	1.2506	1.2641	1.2561
TDR 2 Year Tier-Wise - 75 M To 99.99 M		At Maturity	1.2519	1.2654	1.2574
TDR 2 Year Tier-Wise - 100 M To 149.99 M		At Maturity	1.2531	1.2667	1.2586
TDR 2 Year Tier-Wise - 150 M To 199.99 M		At Maturity	1.2544	1.2679	1.2599
TDR 2 Year Tier-Wise - 200 M To 499.99 M		At Maturity	1.2557	1.2692	1.2612
TDR 2 Year Tier-Wise - 500 M & Above		At Maturity	1.2569	1.2705	1.2624
TDR 2 Year Tier-Wise - 100 K To 499.99 K		At Maturity	1.1951	1.2081	1.2004
TDR 2 Year Tier-Wise - 500 K To 999.99 K		At Maturity	1.2418	1.2552	1.2472
3 Years TDR		TDR 3 Year Tier-Wise - 1 M To 4.99 M	At Maturity	1.2506	1.2641
	TDR 3 Year Tier-Wise - 5 M To 9.99 M	At Maturity	1.2519	1.2654	1.2574
	TDR 3 Year Tier-Wise - 10 M To 24.99 M	At Maturity	1.2531	1.2667	1.2586
	TDR 3 Year Tier-Wise - 25 M To 49.99 M	At Maturity	1.2544	1.2679	1.2599
	TDR 3 Year Tier-Wise - 50 M To 74.99 M	At Maturity	1.2557	1.2692	1.2612
	TDR 3 Year Tier-Wise - 75 M To 99.99 M	At Maturity	1.2569	1.2705	1.2624
	TDR 3 Year Tier-Wise - 100 M To 149.99 M	At Maturity	1.2582	1.2718	1.2637
	TDR 3 Year Tier-Wise - 150 M To 199.99 M	At Maturity	1.2594	1.2730	1.2650
	TDR 3 Year Tier-Wise - 200 M To 499.99 M	At Maturity	1.2607	1.2743	1.2662
	TDR 3 Year Tier-Wise - 500 M & Above	At Maturity	1.2620	1.2756	1.2675
	Falah Term Deposit Certificates - 3 Years	Monthly	1.3237	1.3380	1.3295
	TDR 3 Year Tier-Wise - 100 K To 499.99 K	At Maturity	1.2040	1.2170	1.2092
	TDR 3 Year Tier-Wise - 500 K To 999.99 K	At Maturity	1.2506	1.2641	1.2561
	TDR 3 Year Tier-Wise - 1 M To 4.99 M	At Maturity	1.2519	1.2654	1.2574
	TDR 3 Year Tier-Wise - 5 M To 9.99 M	At Maturity	1.2531	1.2667	1.2586
TDR 3 Year Tier-Wise - 10 M To 24.99 M	At Maturity	1.2544	1.2679	1.2599	
TDR 3 Year Tier-Wise - 25 M To 49.99 M	At Maturity	1.2557	1.2692	1.2612	
TDR 3 Year Tier-Wise - 50 M To 74.99 M	At Maturity	1.2569	1.2705	1.2624	
TDR 3 Year Tier-Wise - 75 M To 99.99 M	At Maturity	1.2582	1.2718	1.2637	
TDR 3 Year Tier-Wise - 100 M To 149.99 M	At Maturity	1.2594	1.2730	1.2650	
TDR 3 Year Tier-Wise - 150 M To 199.99 M	At Maturity	1.2607	1.2743	1.2662	
TDR 3 Year Tier-Wise - 200 M To 499.99 M	At Maturity	1.2620	1.2756	1.2675	
TDR 3 Year Tier-Wise - 500 M & Above	At Maturity	1.2633	1.2769	1.2688	
5 Years TDR	TDR 5 Year Tier-Wise - 100 K To 499.99 K	At Maturity	1.2040	1.2170	1.2092
	TDR 5 Year Tier-Wise - 500 K To 999.99 K	At Maturity	1.2506	1.2641	1.2561
	TDR 5 Year Tier-Wise - 1 M To 4.99 M	At Maturity	1.2519	1.2654	1.2574
	TDR 5 Year Tier-Wise - 5 M To 9.99 M	At Maturity	1.2531	1.2667	1.2586
	TDR 5 Year Tier-Wise - 10 M To 24.99 M	At Maturity	1.2544	1.2679	1.2599
	TDR 5 Year Tier-Wise - 25 M To 49.99 M	At Maturity	1.2557	1.2692	1.2612
	TDR 5 Year Tier-Wise - 50 M To 74.99 M	At Maturity	1.2569	1.2705	1.2624
	TDR 5 Year Tier-Wise - 75 M To 99.99 M	At Maturity	1.2582	1.2718	1.2637
	TDR 5 Year Tier-Wise - 100 M To 149.99 M	At Maturity	1.2594	1.2730	1.2650
	TDR 5 Year Tier-Wise - 150 M To 199.99 M	At Maturity	1.2607	1.2743	1.2662
	TDR 5 Year Tier-Wise - 200 M To 499.99 M	At Maturity	1.2620	1.2756	1.2675
	TDR 5 Year Tier-Wise - 500 M & Above	At Maturity	1.2633	1.2769	1.2688
	TDR 5 Year Tier-Wise - 100 K To 499.99 K	At Maturity	1.2040	1.2170	1.2092
	TDR 5 Year Tier-Wise - 500 K To 999.99 K	At Maturity	1.2506	1.2641	1.2561
	TDR 5 Year Tier-Wise - 1 M To 4.99 M	At Maturity	1.2519	1.2654	1.2574
TDR 5 Year Tier-Wise - 5 M To 9.99 M	At Maturity	1.2531	1.2667	1.2586	
TDR 5 Year Tier-Wise - 10 M To 24.99 M	At Maturity	1.2544	1.2679	1.2599	
TDR 5 Year Tier-Wise - 25 M To 49.99 M	At Maturity	1.2557	1.2692	1.2612	
TDR 5 Year Tier-Wise - 50 M To 74.99 M	At Maturity	1.2569	1.2705	1.2624	
TDR 5 Year Tier-Wise - 75 M To 99.99 M	At Maturity	1.2582	1.2718	1.2637	
TDR 5 Year Tier-Wise - 100 M To 149.99 M	At Maturity	1.2594	1.2730	1.2650	
TDR 5 Year Tier-Wise - 150 M To 199.99 M	At Maturity	1.2607	1.2743	1.2662	
TDR 5 Year Tier-Wise - 200 M To 499.99 M	At Maturity	1.2620	1.2756	1.2675	
TDR 5 Year Tier-Wise - 500 M & Above	At Maturity	1.2633	1.2769	1.2688	
Falah 1 Year Mahana Munafa TDR	TDR Falah 1Y Mahana Munafa - Tierwise 100 K To 499.99 K	Monthly	1.1788	1.1915	1.1839
	TDR Falah 1Y Mahana Munafa - Tierwise 500 K To 999.99 K	Monthly	1.2254	1.2386	1.2308
	TDR Falah 1Y Mahana Munafa - Tierwise 1M To 4.99 M	Monthly	1.2342	1.2476	1.2396
	TDR Falah 1Y Mahana Munafa - Tierwise 5 M To 9.99 M	Monthly	1.2443	1.2578	1.2498
	TDR Falah 1Y Mahana Munafa - Tierwise 10 M To 24.99 M	Monthly	1.2506	1.2641	1.2561
	TDR Falah 1Y Mahana Munafa - Tierwise 25 M To 49.99 M	Monthly	1.2620	1.2756	1.2675
	TDR Falah 1Y Mahana Munafa - Tierwise 50 M To 74.99 M	Monthly	1.2633	1.2769	1.2688
	TDR Falah 1Y Mahana Munafa - Tierwise 75 M To 99.99 M	Monthly	1.2708	1.2845	1.2764
	TDR Falah 1Y Mahana Munafa - Tierwise 100 M To 149.99 M	Monthly	1.2720	1.2858	1.2776
	TDR Falah 1Y Mahana Munafa - Tierwise 150 M To 199.99 M	Monthly	1.2733	1.2871	1.2789
	TDR Falah 1Y Mahana Munafa - Tierwise 200 M To 499.99 M	Monthly	1.2746	1.2883	1.2802
	TDR Falah 1Y Mahana Munafa - Tierwise 500 M & 999.99 M	Monthly	1.2758	1.2896	1.2814
	TDR Falah 1Y Mahana Munafa - Tierwise 1 Bn To 1.99 Bn	Monthly	1.2771	1.2909	1.2827
	TDR Falah 1Y Mahana Munafa - Tierwise 2 Bn & Above	Monthly	1.2783	1.2922	1.2840
	TDR Falah 1Y Mahana Munafa - Tierwise 500 K To 999.99 K	Monthly	1.2796	1.2934	1.2852
Falah 2 Year Mahana Munafa TDR	TDR Falah 2Y Mahana Munafa - Tierwise 100 K To 499.99 K	Monthly	1.1800	1.1928	1.1852
	TDR Falah 2Y Mahana Munafa - Tierwise 500 K To 999.99 K	Monthly	1.2279	1.2412	1.2333
	TDR Falah 2Y Mahana Munafa - Tierwise 1M To 4.99 M	Monthly	1.2367	1.2501	1.2422
	TDR Falah 2Y Mahana Munafa - Tierwise 5 M To 9.99 M	Monthly	1.2380	1.2514	1.2434
	TDR Falah 2Y Mahana Munafa - Tierwise 10 M To 24.99 M	Monthly	1.2393	1.2527	1.2447
	TDR Falah 2Y Mahana Munafa - Tierwise 25 M To 49.99 M	Monthly	1.2405	1.2539	1.2460
	TDR Falah 2Y Mahana Munafa - Tierwise 50 M To 74.99 M	Monthly	1.2418	1.2552	1.2472
	TDR Falah 2Y Mahana Munafa - Tierwise 75 M To 99.99 M	Monthly	1.2430	1.2565	1.2485
	TDR Falah 2Y Mahana Munafa - Tierwise 100 M To 149.99 M	Monthly	1.2443	1.2578	1.2498
	TDR Falah 2Y Mahana Munafa - Tierwise 150 M To 199.99 M	Monthly	1.2456	1.2590	1.2510
	TDR Falah 2Y Mahana Munafa - Tierwise 200 M To 499.99 M	Monthly	1.2468	1.2603	1.2523
	TDR Falah 2Y Mahana Munafa - Tierwise 500 M & Above	Monthly	1.2481	1.2616	1.2536
	TDR Falah 2Y Mahana Munafa - Tierwise 100 K To 499.99 K	Monthly	1.2494	1.2629	1.2548
	TDR Falah 2Y Mahana Munafa - Tierwise 500 K To 999.99 K	Monthly	1.2506	1.2641	1.2561
	TDR Falah 2Y Mahana Munafa - Tierwise 1M To 4.99 M	Monthly	1.2519	1.2654	1.2574
TDR Falah 2Y Mahana Munafa - Tierwise 5 M To 9.99 M	Monthly	1.2531	1.2667	1.2586	
TDR Falah 2Y Mahana Munafa - Tierwise 10 M To 24.99 M	Monthly	1.2544	1.2679	1.2599	
TDR Falah 2Y Mahana Munafa - Tierwise 25 M To 49.99 M	Monthly	1.2557	1.2692	1.2612	
TDR Falah 2Y Mahana Munafa - Tierwise 50 M To 74.99 M	Monthly	1.2569	1.2705	1.2624	
TDR Falah 2Y Mahana Munafa - Tierwise 75 M To 99.99 M	Monthly	1.2582	1.2718	1.2637	
TDR Falah 2Y Mahana Munafa - Tierwise 100 M To 149.99 M	Monthly	1.2594	1.2730	1.2650	
TDR Falah 2Y Mahana Munafa - Tierwise 150 M To 199.99 M	Monthly	1.2607	1.2743	1.2662	
TDR Falah 2Y Mahana Munafa - Tierwise 200 M To 499.99 M	Monthly	1.2620	1.2756	1.2675	
TDR Falah 2Y Mahana Munafa - Tierwise 500 M & Above	Monthly	1.2633	1.2769	1.2688	
Falah 4 Year Mahana Munafa TDR	TDR Falah 4Y Mahana Munafa - Tierwise 100 K To 499.99 K	Monthly	1.1838	1.1966	1.1890
	TDR Falah 4Y Mahana Munafa - Tierwise 500 K To 999.99 K	Monthly	1.2330	1.2463	1.2384
	TDR Falah 4Y Mahana Munafa - Tierwise 1 M To 4.99 M	Monthly	1.2418	1.2552	1.2472
	TDR Falah 4Y Mahana Munafa - Tierwise 5 M To 9.99 M	Monthly	1.2506	1.2641	1.2561
	TDR Falah 4Y Mahana Munafa - Tierwise 10 M To 24.99 M	Monthly	1.2582	1.2718	1.2637
	TDR Falah 4Y Mahana Munafa - Tierwise 25 M To 49.99 M	Monthly	1.2695	1.2832	1.2751
	TDR Falah 4Y Mahana Munafa - Tierwise 50 M To 74.99 M	Monthly	1.2708	1.2845	1.2764
	TDR Falah 4Y Mahana Munafa - Tierwise 75 M To 99.99 M	Monthly	1.2720	1.2858	1.2776
	TDR Falah 4Y Mahana Munafa - Tierwise 100 M To 149.99 M	Monthly	1.2733	1.2871	1.2789
	TDR Falah 4Y Mahana Munafa - Tierwise 150 M To 199.99 M	Monthly	1.2746	1.2883	1.2802
	TDR Falah 4Y Mahana Munafa - Tierwise 200 M To 499.99 M	Monthly	1.2758	1.2896	1.2814
	TDR Falah 4Y Mahana Munafa - Tierwise 500 M & Above	Monthly	1.2771	1.2909	1.2827

Page 2

Bank Alfalah Limited
Islamic Banking Group
PROFIT DISTRIBUTION RATIO AND WEIGHTAGES

Bank Alfalah Limited - Islamic Banking is pleased to declare the current Weightages for April 2023 and two previous periods which are applicable on its Savings / Term deposits Accounts. These Weightages are used to calculate the distribution of profit as per the requirements of Shariah on the basis of Modarabah model.

The profit sharing ratio between bank and investor before deduction of Tax would be as follows:

Date **27-Mar-23**

ISLAMIC DEPOSIT PRODUCTS	PROFIT SHARING RATIO			
	Share of Mudarib	50%	50%	
	Share of Rabbul Maal	50%	50%	
	April 2023	March 2023	February 2023	
1 Month Bullet Maturity				
AlFalah Islamic One Month Premium Term Deposit - 5 M To 24.99 M	At Maturity	1.3855	1.4005	1.3916
AlFalah Islamic One Month Premium Term Deposit - 25 M To 99.99 M	At Maturity	1.3868	1.4018	1.3929
AlFalah Islamic One Month Premium Term Deposit - 100 M To 199.99 M	At Maturity	1.3880	1.4030	1.3941
AlFalah Islamic One Month Premium Term Deposit - 200 M To 299.99 M	At Maturity	1.3905	1.4056	1.3967
AlFalah Islamic One Month Premium Term Deposit - 300 M To 499.99 M	At Maturity	1.3918	1.4069	1.3979
AlFalah Islamic One Month Premium Term Deposit - 500 M To 999.99 M	At Maturity	1.3931	1.4081	1.3992
AlFalah Islamic One Month Premium Term Deposit - 1 Bn & Above	At Maturity	1.3943	1.4094	1.4004
3 Month Bullet Maturity				
AlFalah Islamic Three Month Premium Term Deposit - 5 M To 24.99 M	At Maturity	1.3868	1.4018	1.3929
AlFalah Islamic Three Month Premium Term Deposit - 25 M To 99.99 M	At Maturity	1.3880	1.4030	1.3941
AlFalah Islamic Three Month Premium Term Deposit - 100 M To 199.99 M	At Maturity	1.3905	1.4056	1.3967
AlFalah Islamic Three Month Premium Term Deposit - 200 M To 299.99 M	At Maturity	1.3918	1.4069	1.3979
AlFalah Islamic Three Month Premium Term Deposit - 300 M To 499.99 M	At Maturity	1.3931	1.4081	1.3992
AlFalah Islamic Three Month Premium Term Deposit - 500 M To 999.99 M	At Maturity	1.3943	1.4094	1.4004
AlFalah Islamic Three Month Premium Term Deposit - 1 Bn & Above	At Maturity	1.3956	1.4107	1.4017
6 Month Bullet Maturity				
AlFalah Islamic Six Month Premium Term Deposit - 5 M To 24.99 M	At Maturity	1.3880	1.4030	1.3941
AlFalah Islamic Six Month Premium Term Deposit - 25 M To 99.99 M	At Maturity	1.3905	1.4056	1.3967
AlFalah Islamic Six Month Premium Term Deposit - 100 M To 199.99 M	At Maturity	1.3918	1.4069	1.3979
AlFalah Islamic Six Month Premium Term Deposit - 200 M To 299.99 M	At Maturity	1.3931	1.4081	1.3992
AlFalah Islamic Six Month Premium Term Deposit - 300 M To 499.99 M	At Maturity	1.3943	1.4094	1.4004
AlFalah Islamic Six Month Premium Term Deposit - 500 M To 999.99 M	At Maturity	1.3956	1.4107	1.4017
AlFalah Islamic Six Month Premium Term Deposit - 1 Bn & Above	At Maturity	1.3969	1.4119	1.4030
1 Yr Bullet Maturity				
AlFalah Islamic 1 Year Premium Term Deposit - 5 M To 24.99 M	At Maturity	1.4208	1.4362	1.4270
AlFalah Islamic 1 Year Premium Term Deposit - 25 M To 99.99 M	At Maturity	1.4309	1.4464	1.4372
AlFalah Islamic 1 Year Premium Term Deposit - 100 M To 199.99 M	At Maturity	1.4397	1.4553	1.4460
AlFalah Islamic 1 Year Premium Term Deposit - 200 M To 299.99 M	At Maturity	1.4422	1.4578	1.4486
AlFalah Islamic 1 Year Premium Term Deposit - 300 M To 499.99 M	At Maturity	1.4422	1.4578	1.4486
AlFalah Islamic 1 Year Premium Term Deposit - 500 M To 999.99 M	At Maturity	1.4435	1.4591	1.4498
AlFalah Islamic 1 Year Premium Term Deposit - 1 Bn & Above	At Maturity	1.4435	1.4591	1.4498
1 Year Monthly				
AlFalah Islamic 1 Year Premium Term Deposit Mth - 5 M To 24.99 M	Monthly	1.4309	1.4464	1.4372
AlFalah Islamic 1 Year Premium Term Deposit Mth - 25 M To 99.99 M	Monthly	1.4334	1.4489	1.4397
AlFalah Islamic 1 Year Premium Term Deposit Mth - 100 M To 199.99 M	Monthly	1.4347	1.4502	1.4410
AlFalah Islamic 1 Year Premium Term Deposit Mth - 200 M To 299.99 M	Monthly	1.4359	1.4515	1.4422
AlFalah Islamic 1 Year Premium Term Deposit Mth - 300 M To 499.99 M	Monthly	1.4372	1.4527	1.4435
AlFalah Islamic 1 Year Premium Term Deposit Mth - 500 M To 999.99 M	Monthly	1.4385	1.4540	1.4448
AlFalah Islamic 1 Year Premium Term Deposit Mth - 1 Bn & Above	Monthly	1.4397	1.4553	1.4460
Falah Senior Citizens TDR - 1Month - Maturity	Monthly	1.6389	1.6566	1.6461
Falah Senior Citizens TDR - 3Month - Maturity	Monthly	1.7019	1.7203	1.7094
Falah Senior Citizens TDR - 6Month - Maturity	Monthly	1.7650	1.7841	1.7727
Falah Senior Citizens TDR - 1Year - Maturity	At Maturity	1.8910	1.9115	1.8487
Falah Senior Citizens TDR - 1Year - Monthly	Monthly	1.8910	1.9115	1.8487
Alfa Term Deposit - Islamic One Month Rs.500 & Above	Monthly	1.7019	1.7203	1.7094
Alfa Term Deposit - Islamic Three Month Rs.500 & Above	Monthly	1.7145	1.7331	1.7221
Alfa Term Deposit - Islamic Six Month Rs.500 & Above	Monthly	1.7272	1.7458	1.7347
Alfa Term Deposit - Islamic One Year Maturity Rs.500 & Above	At Maturity	1.7650	1.7841	1.7727
Alfa Term Deposit - Islamic One Year Monthly Rs.500 & Above	Monthly	1.7676	1.7849	1.7727
ILTF				
SBP ILTF - Textile Sector - 3Years BEFORE 23-May	Monthly	0.4412	0.4460	0.4432
SBP ILTF - Textile Sector - 5Years BEFORE 23-May	Monthly	0.3152	0.3186	0.3166
SBP ILTF - Textile Sector - 10Years BEFORE 23-May	Monthly	0.2521	0.2549	0.2532
SBP ILTF - Non Textile Sector - 3years BEFORE 23-May	Monthly	0.4412	0.4460	0.4432
SBP ILTF - Non Textile Sector - 5years BEFORE 23-May	Monthly	0.3152	0.3186	0.3166
SBP ILTF - Non Textile Sector - 10years BEFORE 23-May	Monthly	0.2521	0.2549	0.2532
ILTF				
SBP ILTF - Textile Sector - 3Years BEFORE 07-July 2022	Monthly	0.6934	0.7009	0.6964
SBP ILTF - Textile Sector - 5Years BEFORE 07-July 2022	Monthly	0.5673	0.5734	0.5698
SBP ILTF - Textile Sector - 10 BEFORE 07-July 2022	Monthly	0.5043	0.5097	0.5065
SBP ILTF - Non Textile Sector - 3years BEFORE 07-July 2022	Monthly	0.6934	0.7009	0.6964
SBP ILTF - Non Textile Sector - 5years BEFORE 07-July 2022	Monthly	0.5673	0.5734	0.5698
SBP ILTF - Non Textile Sector - 10years BEFORE 07-July 2022	Monthly	0.5043	0.5097	0.5065
ILTF				
SBP ILTF - Textile Sector - 3Years	Monthly	1.0716	1.0832	1.0763
SBP ILTF - Textile Sector - 5Years	Monthly	0.9455	0.9557	0.9497
SBP ILTF - Textile Sector - 10Years	Monthly	0.8825	0.8920	0.8864
SBP ILTF - Non Textile Sector - 3years	Monthly	1.0716	1.0832	1.0763
SBP ILTF - Non Textile Sector - 5years	Monthly	0.9455	0.9557	0.9497
SBP ILTF - Non Textile Sector - 10years	Monthly	0.8825	0.8920	0.8864
IFRE				
SBP Borrowing IFRE Corp C-I	Monthly	0.3782	0.3823	0.3799
SBP Borrowing Consumer & Corp IFRE C-II	Monthly	0.2509	0.2536	0.2520
SBP Borrowing IFRE Corp C-III	Monthly	0.3782	0.3823	0.3799
IFRSAP				
Islamic Financing Facility for Storage of Agriculture Produce Up-to 3 years	Monthly	0.4412	0.4460	0.4432
Islamic Financing Facility for Storage of Agriculture Produce Over 3 years and upto 5 years	Monthly	0.4097	0.4142	0.4115
Islamic Financing Facility for Storage of Agriculture Produce Over 5 years and upto 7 years	Monthly	0.3152	0.3186	0.3166
Islamic Financing Facility for Storage of Agriculture Produce Upto 10 years (only for SMEs)	Monthly	0.2521	0.2549	0.2532
Islamic Financing Facility for Modernization of SMEs Upto 10years	Monthly	0.2521	0.2549	0.2532
Islamic Temporary Economic Refinance Facility (ITERF)	Monthly	0.1248	0.1262	0.1254
SBP Borrowing ISAAF	Monthly	0.1261	0.1274	0.1266
Islamic Refinance Facility for Combating COVID - 19 (IRFCC)	Monthly	0.0013	0.0013	0.0013
Islamic Refinance Scheme for Payment of Wages & Salaries to the Workers & Employees of Bus	Monthly	0.1261	0.1274	0.1266
Islamic Refinance Scheme for Payment of Wages & Salaries to the Workers & Employees of Bus	Monthly	0.2521	0.2549	0.2532
Islamic Refinance Scheme for Payment of Wages & Salaries to the Workers & Employees of Business Concerns-IWS ATP-SME/CORP Tazc Payer	Monthly	0.0013	0.0013	0.0013

