


Bank Alfalah Limited
Islamic Banking Group
PROFIT DISTRIBUTION RATIO AND WEIGHTAGES

Bank Alfalah Limited - Islamic Banking is pleased to declare the current Weightages for **FEBRUARY 2017 and two previous periods** which are applicable on its Savings / Term deposits Accounts. These Weightages are used to calculate the distribution of profit as per the requirements of Shariah on the basis of Modarabah model.

The profit sharing ratio between bank and investor before deduction of Tax would be as follows:

ISLAMIC DEPOSIT PRODUCTS	FEB 2017	JAN 2017	DEC 2016
	PROFIT SHARING RATIO		
	Share of Mudarib	40%	40%
Share of Rabbul Maal	60%	60%	60%

ALFALAH SAVINGS DEPOSITS		Payment Frequency	Weightage	Weightage	Weightage	
Saving Musharikah	Saving Musharikah - 0 To 9.99 K	Monthly	0.7423	0.7388	0.7251	
	Saving Musharikah - 10 K To 99.99 K	Monthly	0.7447	0.7412	0.7274	
	Saving Musharikah - 100 K To 499.99 K	Monthly	0.7472	0.7436	0.7297	
	Saving Musharikah - 500 K To 999.99 K	Monthly	0.7496	0.7460	0.7320	
	Saving Musharikah - 1 M To 4.99 M	Monthly	0.7884	0.7846	0.7802	
	Saving Musharikah - 5 M To 9.99 M	Monthly	0.8151	0.8112	0.8054	
	Saving Musharikah - 10 M To 24.99 M	Monthly	0.8248	0.8209	0.8146	
	Saving Musharikah - 25 M To 49.99 M	Monthly	0.8272	0.8233	0.8169	
	Saving Musharikah - 50 M To 99.99 M	Monthly	0.8296	0.8257	0.8192	
	Saving Musharikah - 100 M To 499.99 M	Monthly	0.8321	0.8281	0.8215	
	Saving Musharikah - 500 M & Above	Monthly	0.4973	0.4949	0.5163	
	Falah Savings	Falah Mahana Amdani - 1 To 499.99 K	Monthly	0.4973	0.4949	0.5163
		Falah Mahana Amdani - 500 K To 24.99 M	Monthly	1.0067	1.0019	0.9867
Falah Classic Savings Account		Six Monthly	0.4973	0.4949	0.5163	
AlFalah Islamic Business Way		Monthly	0.0097	0.0097	0.0138	
Alfalah Islamic Asaan Savings Account		Six Monthly	0.4973	0.4950	0.5163	
Falah Business Account	Falah Business Account - 1 To 999.99 K	Monthly	0.4973	0.4949	0.7343	
	Falah Business Account - 1 M To 4.99 M	Monthly	0.8005	0.7967	0.7894	
	Falah Business Account - 5 M To 9.99 M	Monthly	0.8248	0.8209	0.8330	
	Falah Business Account - 10 M To 24.99 M	Monthly	0.8491	0.8450	0.8651	
	Falah Business Account - 25 M To 49.99 M	Monthly	0.8612	0.8571	0.8766	
	Falah Business Account - 50 M To 99.99 M	Monthly	0.8733	0.8691	0.8880	
	Falah Business Account - 100 M To 149.99 M	Monthly	0.9145	0.9102	0.8995	
	Falah Business Account - 150 M To 199.99 M	Monthly	0.9388	0.9343	0.9110	
	Falah Business Account - 200 M To 499.99 M	Monthly	0.9461	0.9416	0.9202	
	Falah Business Account - 500 M & Above	Monthly	0.4973	0.4949	0.5163	
	OTHER REMUNERATIVE		Payment Frequency	Weightage	Weightage	Weightage
Falah Margin Accounts		Monthly	0.0073	0.0072	0.0115	
ALFALAH TERM DEPOSITS		Payment Frequency	Weightage	Weightage	Weightage	
Seven - Days Notice Period Deposit		At Maturity	0.9136	0.9270	1.0207	
Thirty - Days Notice Period Deposit		At Maturity	0.9341	0.9340	1.0494	
Falah One Month TDR	Falah One Month Term Deposit - 100K To 499.99 K	At Maturity	0.9458	0.9414	1.0599	
	Falah One Month Term Deposit - 500 K To 999.99 K	At Maturity	0.9704	0.9658	1.1152	
	Falah One Month Term Deposit - 1 M To 4.99 M	At Maturity	0.9825	0.9778	1.1267	
	Falah One Month Term Deposit - 5 M To 9.99 M	At Maturity	0.9946	0.9899	1.1381	
	Falah One Month Term Deposit - 10 M To 24.99 M	At Maturity	1.0189	1.0140	1.1473	
	Falah One Month Term Deposit - 25 M To 49.99 M	At Maturity	1.0431	1.0381	1.1588	
	Falah One Month Term Deposit - 50 M To 74.99 M	At Maturity	1.0674	1.0623	1.1703	
	Falah One Month Term Deposit - 75 M To 99.99 M	At Maturity	1.0916	1.0864	1.1749	
	Falah One Month Term Deposit - 100 M To 149.99 M	At Maturity	1.1280	1.1226	1.1771	
	Falah One Month Term Deposit - 150 M To 199.99 M	At Maturity	1.1402	1.1347	1.1794	
	Falah One Month Term Deposit - 200 M To 499.99 M	At Maturity	1.1644	1.1589	1.1817	
	Falah One Month Term Deposit - 500 M To 999.99 M	At Maturity	1.1159	1.1106	1.2506	
	Falah One Month Term Deposit - 1 Bn To 1.99 Bn	At Maturity	1.1523	1.1468	1.2598	
	Falah One Month Term Deposit - 2 Bn & Above	At Maturity	1.2129	1.2071	1.2621	
	3 Months TDR	TDR 3 Months Tier-Wise - 100 K To 499.99 K	At Maturity	0.9703	0.9658	1.0715
TDR 3 Months Tier-Wise - 500 K To 999.99 K		At Maturity	0.9946	0.9899	1.1266	
TDR 3 Months Tier-Wise - 1 M To 4.99 M		At Maturity	1.0067	1.0019	1.1381	
TDR 3 Months Tier-Wise - 5 M To 9.99 M		At Maturity	1.0189	1.0140	1.1496	
TDR 3 Months Tier-Wise - 10 M To 24.99 M		At Maturity	1.0431	1.0381	1.1588	
TDR 3 Months Tier-Wise - 25 M To 49.99 M		At Maturity	1.0674	1.0623	1.1703	
TDR 3 Months Tier-Wise - 50 M To 74.99 M		At Maturity	1.0916	1.0864	1.1817	
TDR 3 Months Tier-Wise - 75 M To 99.99 M		At Maturity	1.1159	1.1106	1.1863	
TDR 3 Months Tier-Wise - 100 M To 149.99 M		At Maturity	1.1523	1.1468	1.1886	
TDR 3 Months Tier-Wise - 150 M To 199.99 M		At Maturity	1.1644	1.1589	1.1909	
TDR 3 Months Tier-Wise - 200 M To 499.99 M		At Maturity	1.1887	1.1830	1.1932	
TDR 3 Months Tier-Wise - 500 M To 999.99 M		At Maturity	1.1280	1.1226	1.2735	
TDR 3 Months Tier-Wise - 1 Bn To 1.99 Bn		At Maturity	1.1644	1.1589	1.2758	
TDR 3 Months Tier-Wise - 2 Bn & Above		At Maturity	1.2251	1.2192	1.2781	
TDR 6 Months Tier-Wise		TDR 6 Months Tier-Wise - 100 K To 499.99 K	At Maturity	0.9818	0.9774	1.0783
	TDR 6 Months Tier-Wise - 500 K To 999.99 K	At Maturity	1.0067	1.0020	1.1335	
	TDR 6 Months Tier-Wise - 1 M To 4.99 M	At Maturity	1.0189	1.0140	1.1450	
	TDR 6 Months Tier-Wise - 5 M To 9.99 M	At Maturity	1.0310	1.0261	1.1564	



Ovats Ahmed Qazi
 Resident
 Shariah Board Member
 Bank Alfalah Limited
 Islamic Banking Group


 26/1/17

Bank Alfalah Limited
Islamic Banking Group
PROFIT DISTRIBUTION RATIO AND WEIGHTAGES

Bank Alfalah Limited - Islamic Banking is pleased to declare the current Weightages for **FEBRUARY 2017** and **two previous periods** which are applicable on its Savings / Term deposits Accounts. These Weightages are used to calculate the distribution of profit as per the requirements of Shariah on the basis of Modarabah model.

The profit sharing ratio between bank and investor before deduction of Tax would be as follows:

ISLAMIC DEPOSIT PRODUCTS		PROFIT SHARING RATIO				
			FEB 2017	JAN 2017	DEC 2016	
		Share of Mudarib	40%	40%	40%	
	Share of Rabbul Maal	60%	60%	60%		
6 Months TDR	TDR 6 Months Tier-Wise - 10 M To 24.99 M	At Maturity	1.0553	1.0502	1.1657	
	TDR 6 Months Tier-Wise - 25 M To 49.99 M	At Maturity	1.0795	1.0744	1.1772	
	TDR 6 Months Tier-Wise - 50 M To 74.99 M	At Maturity	1.1038	1.0985	1.1886	
	TDR 6 Months Tier-Wise - 75 M To 99.99 M	At Maturity	1.1280	1.1227	1.1932	
	TDR 6 Months Tier-Wise - 100 M To 149.99 M	At Maturity	1.1644	1.1589	1.1955	
	TDR 6 Months Tier-Wise - 150 M To 199.99 M	At Maturity	1.1765	1.1709	1.1978	
	TDR 6 Months Tier-Wise - 200 M To 499.99 M	At Maturity	1.2008	1.1950	1.2001	
	TDR 6 Months Tier-Wise - 500 M To 999.99 M	At Maturity	1.1401	1.1347	1.2804	
	TDR 6 Months Tier-Wise - 1 Bn To 1.99 Bn	At Maturity	1.1765	1.1709	1.2827	
TDR 6 Months Tier-Wise - 2 Bn & Above	At Maturity	1.2372	1.2313	1.2850		
1 Year TDR	TDR 1 Year Tier-Wise - 100 K To 499.99 K	At Maturity	1.2091	1.2031	1.1666	
	TDR 1 Year Tier-Wise - 500 K To 999.99 K	At Maturity	1.2702	1.2642	1.2245	
	TDR 1 Year Tier-Wise - 1 M To 4.99 M	At Maturity	1.2830	1.2769	1.2366	
	TDR 1 Year Tier-Wise - 5 M To 9.99 M	At Maturity	1.2958	1.2896	1.2486	
	TDR 1 Year Tier-Wise - 10 M To 24.99 M	At Maturity	1.3060	1.2998	1.2583	
	TDR 1 Year Tier-Wise - 25 M To 49.99 M	At Maturity	1.3188	1.3125	1.2704	
	TDR 1 Year Tier-Wise - 50 M To 74.99 M	At Maturity	1.3315	1.3252	1.2825	
	TDR 1 Year Tier-Wise - 75 M To 99.99 M	At Maturity	1.3366	1.3303	1.2873	
	TDR 1 Year Tier-Wise - 100 M To 149.99 M	At Maturity	1.3392	1.3328	1.2897	
	TDR 1 Year Tier-Wise - 150 M To 199.99 M	At Maturity	1.3417	1.3354	1.2921	
	TDR 1 Year Tier-Wise - 200 M To 499.99 M	At Maturity	1.3443	1.3379	1.2945	
	TDR 1 Year Tier-Wise - 500 M To 999.99 M	At Maturity	1.3585	1.3520	1.3080	
	TDR 1 Year Tier-Wise - 1 Bn To 1.99 Bn	At Maturity	1.3682	1.3617	1.3171	
	TDR 1 Year Tier-Wise - 2 Bn & Above	At Maturity	1.3706	1.3641	1.3194	
2 Years TDR	TDR 2 Year Tier-Wise - 100 K To 499.99 K	At Maturity	1.2118	1.2069	1.1701	
	TDR 2 Year Tier-Wise - 500 K To 999.99 K	At Maturity	1.2721	1.2648	1.2248	
	TDR 2 Year Tier-Wise - 1 M To 4.99 M	At Maturity	1.2860	1.2797	1.2401	
	TDR 2 Year Tier-Wise - 5 M To 9.99 M	At Maturity	1.2980	1.2921	1.2507	
	TDR 2 Year Tier-Wise - 10 M To 24.99 M	At Maturity	1.3084	1.3022	1.2606	
	TDR 2 Year Tier-Wise - 25 M To 49.99 M	At Maturity	1.3213	1.3150	1.2727	
	TDR 2 Year Tier-Wise - 50 M To 74.99 M	At Maturity	1.3340	1.3276	1.2847	
	TDR 2 Year Tier-Wise - 75 M To 99.99 M	At Maturity	1.3391	1.3327	1.2896	
	TDR 2 Year Tier-Wise - 100 M To 149.99 M	At Maturity	1.3416	1.3352	1.2920	
	TDR 2 Year Tier-Wise - 150 M To 199.99 M	At Maturity	1.3442	1.3378	1.2944	
	TDR 2 Year Tier-Wise - 200 M To 499.99 M	At Maturity	1.3467	1.3403	1.2968	
	TDR 2 Year Tier-Wise - 500 M & Above	At Maturity	1.3609	1.3544	1.3102	
	3 Years TDR	TDR 3 Year Tier-Wise - 100 K To 499.99 K	At Maturity	1.2187	1.2127	1.1758
		TDR 3 Year Tier-Wise - 500 K To 999.99 K	At Maturity	1.2800	1.2738	1.2337
TDR 3 Year Tier-Wise - 1 M To 4.99 M		At Maturity	1.2927	1.2866	1.2457	
TDR 3 Year Tier-Wise - 5 M To 9.99 M		At Maturity	1.3047	1.2995	1.2577	
TDR 3 Year Tier-Wise - 10 M To 24.99 M		At Maturity	1.3158	1.3094	1.2674	
TDR 3 Year Tier-Wise - 25 M To 49.99 M		At Maturity	1.3285	1.3222	1.2796	
TDR 3 Year Tier-Wise - 50 M To 74.99 M		At Maturity	1.3412	1.3349	1.2916	
TDR 3 Year Tier-Wise - 75 M To 99.99 M		At Maturity	1.3464	1.3399	1.2965	
TDR 3 Year Tier-Wise - 100 M To 149.99 M		At Maturity	1.3489	1.3425	1.2989	
TDR 3 Year Tier-Wise - 150 M To 199.99 M		At Maturity	1.3515	1.3450	1.3013	
TDR 3 Year Tier-Wise - 200 M To 499.99 M		At Maturity	1.3540	1.3475	1.3037	
TDR 3 Year Tier-Wise - 500 M & Above		At Maturity	1.3682	1.3617	1.3125	
Falah Term Deposit Certificates - 3 Years		Monthly	1.3949	1.3882	1.3768	
5 Years TDR		TDR 5 Year Tier-Wise - 100 K To 499.99 K	At Maturity	1.2302	1.2251	1.1870
	TDR 5 Year Tier-Wise - 500 K To 999.99 K	At Maturity	1.2922	1.2860	1.2449	
	TDR 5 Year Tier-Wise - 1 M To 4.99 M	At Maturity	1.3052	1.2984	1.2570	
	TDR 5 Year Tier-Wise - 5 M To 9.99 M	At Maturity	1.3183	1.3110	1.2693	
	TDR 5 Year Tier-Wise - 10 M To 24.99 M	At Maturity	1.3278	1.3215	1.2790	
	TDR 5 Year Tier-Wise - 25 M To 49.99 M	At Maturity	1.3406	1.3341	1.2910	
	TDR 5 Year Tier-Wise - 50 M To 74.99 M	At Maturity	1.3533	1.3470	1.3032	
	TDR 5 Year Tier-Wise - 75 M To 99.99 M	At Maturity	1.3584	1.3520	1.3080	
	TDR 5 Year Tier-Wise - 100 M To 149.99 M	At Maturity	1.3610	1.3546	1.3104	
	TDR 5 Year Tier-Wise - 150 M To 199.99 M	At Maturity	1.3636	1.3571	1.3128	
	TDR 5 Year Tier-Wise - 200 M To 499.99 M	At Maturity	1.3661	1.3596	1.3152	
	TDR 5 Year Tier-Wise - 500 M & Above	At Maturity	1.3803	1.3737	1.3171	
	1 Year Mahana Munafa TDR	TDR Falah 1Y Mahana Munafa - Tierwise 100 K To 499.99 K	Monthly	1.1968	1.1912	1.1551
		TDR Falah 1Y Mahana Munafa - Tierwise 500 K To 999.99 K	Monthly	1.2581	1.2521	1.2130
TDR Falah 1Y Mahana Munafa - Tierwise 1M To 4.99 M		Monthly	1.2709	1.2648	1.2251	
TDR Falah 1Y Mahana Munafa - Tierwise 5 M To 9.99 M		Monthly	1.2837	1.2775	1.2372	
TDR Falah 1Y Mahana Munafa - Tierwise 10 M To 24.99 M		Monthly	1.2939	1.2877	1.2468	
TDR Falah 1Y Mahana Munafa - Tierwise 25 M To 49.99 M		Monthly	1.3066	1.3004	1.2589	
TDR Falah 1Y Mahana Munafa - Tierwise 50 M To 74.99 M		Monthly	1.3194	1.3131	1.2710	
TDR Falah 1Y Mahana Munafa - Tierwise 75 M To 99.99 M		Monthly	1.3245	1.3182	1.2758	
TDR Falah 1Y Mahana Munafa - Tierwise 100 M To 149.99 M		Monthly	1.3271	1.3207	1.2782	
TDR Falah 1Y Mahana Munafa - Tierwise 150 M To 199.99 M		Monthly	1.3296	1.3233	1.2807	
TDR Falah 1Y Mahana Munafa - Tierwise 200 M To 499.99 M		Monthly	1.3322	1.3258	1.2831	

Ovais Ahmed Oazi
Resident
Shariah Board Member
Bank Alfalah Limited
Islamic Banking Group




Bank Alfalah Limited
Islamic Banking Group
PROFIT DISTRIBUTION RATIO AND WEIGHTAGES

Bank Alfalah Limited - Islamic Banking is pleased to declare the current Weightages for **FEBRUARY 2017 and two previous periods** which are applicable on its Savings / Term deposits Accounts. These Weightages are used to calculate the distribution of profit as per the requirements of Shariah on the basis of Modarabah model.

The profit sharing ratio between bank and investor before deduction of Tax would be as follows:

ISLAMIC DEPOSIT PRODUCTS		FEB 2017	JAN 2017	DEC 2016
	PROFIT SHARING RATIO			
	Share of Mudarib	40%	40%	40%
Share of Rabbul Maal	60%	60%	60%	

			FEB 2017	JAN 2017	DEC 2016	
Falal	TDR Falah 1Y Mahana Munafa - Tierwise 500 M & 999.99 M	Monthly	1.3463	1.3399	1.2965	
	TDR Falah 1Y Mahana Munafa - Tierwise 1 Bn To 1.99 Bn	Monthly	1.3560	1.3496	1.3057	
	TDR Falah 1Y Mahana Munafa - Tierwise 2 Bn & Above	Monthly	1.3585	1.3520	1.3079	
Falal 5 Years Mahana Munafa TDR	TDR Falah 5Y Mahana Munafa - Tierwise 100 K To 499.99 K	Monthly	1.2187	1.2130	1.1761	
	TDR Falah 5Y Mahana Munafa - Tierwise 500 K To 999.99 K	Monthly	1.2800	1.2738	1.2336	
	TDR Falah 5Y Mahana Munafa - Tierwise 1 M To 4.99 M	Monthly	1.2927	1.2866	1.2457	
	TDR Falah 5Y Mahana Munafa - Tierwise 5 M To 9.99 M	Monthly	1.3054	1.2993	1.2578	
	TDR Falah 5Y Mahana Munafa - Tierwise 10 M To 24.99 M	Monthly	1.3158	1.3093	1.2674	
	TDR Falah 5Y Mahana Munafa - Tierwise 25 M To 49.99 M	Monthly	1.3285	1.3221	1.2796	
	TDR Falah 5Y Mahana Munafa - Tierwise 50 M To 74.99 M	Monthly	1.3412	1.3349	1.2916	
	TDR Falah 5Y Mahana Munafa - Tierwise 75 M To 99.99 M	Monthly	1.3464	1.3399	1.2965	
	TDR Falah 5Y Mahana Munafa - Tierwise 100 M To 149.99 M	Monthly	1.3489	1.3425	1.2989	
	TDR Falah 5Y Mahana Munafa - Tierwise 150 M To 199.99 M	Monthly	1.3515	1.3450	1.3013	
	TDR Falah 5Y Mahana Munafa - Tierwise 200 M To 499.99 M	Monthly	1.3540	1.3475	1.3037	
	TDR Falah 5Y Mahana Munafa - Tierwise 500 M & Above	Monthly	1.3682	1.3617	1.3057	
	1 Month Bullet Maturity	AlFalah Islamic One Month Premium Term Deposit - 5 M To 24.99 M	At Maturity	1.0312	1.0261	1.1497
		AlFalah Islamic One Month Premium Term Deposit - 25 M To 99.99 M	At Maturity	1.3221	1.4124	1.3424
AlFalah Islamic One Month Premium Term Deposit - 100 M To 199.99 M		At Maturity	1.3245	1.4146	1.3449	
AlFalah Islamic One Month Premium Term Deposit - 200 M To 299.99 M		At Maturity	1.3266	1.4173	1.3467	
AlFalah Islamic One Month Premium Term Deposit - 300 M To 499.99 M		At Maturity	1.3297	1.4193	1.3491	
AlFalah Islamic One Month Premium Term Deposit - 500 M To 999.99 M		At Maturity	1.3320	1.4220	1.3515	
AlFalah Islamic One Month Premium Term Deposit - 1 Bn & Above		At Maturity	1.3343	1.4247	1.3539	
3 Month Bullet Maturity		AlFalah Islamic Three Month Premium Term Deposit - 5 M To 24.99 M	At Maturity	1.0551	1.0504	1.1612
		AlFalah Islamic Three Month Premium Term Deposit - 25 M To 99.99 M	At Maturity	1.3245	1.4148	1.3447
		AlFalah Islamic Three Month Premium Term Deposit - 100 M To 199.99 M	At Maturity	1.3269	1.4172	1.3467
	AlFalah Islamic Three Month Premium Term Deposit - 200 M To 299.99 M	At Maturity	1.3297	1.4193	1.3491	
	AlFalah Islamic Three Month Premium Term Deposit - 300 M To 499.99 M	At Maturity	1.3320	1.4220	1.3515	
	AlFalah Islamic Three Month Premium Term Deposit - 500 M To 999.99 M	At Maturity	1.3343	1.4247	1.3538	
	AlFalah Islamic Three Month Premium Term Deposit - 1 Bn & Above	At Maturity	1.3366	1.4267	1.3563	
6 Month Bullet Maturity	AlFalah Islamic Six Month Premium Term Deposit - 5 M To 24.99 M	At Maturity	1.0675	1.0626	1.1678	
	AlFalah Islamic Six Month Premium Term Deposit - 25 M To 99.99 M	At Maturity	1.3559	1.4464	1.3743	
	AlFalah Islamic Six Month Premium Term Deposit - 100 M To 199.99 M	At Maturity	1.3582	1.4484	1.3767	
	AlFalah Islamic Six Month Premium Term Deposit - 200 M To 299.99 M	At Maturity	1.3605	1.4511	1.3791	
	AlFalah Islamic Six Month Premium Term Deposit - 300 M To 499.99 M	At Maturity	1.3636	1.4531	1.3815	
	AlFalah Islamic Six Month Premium Term Deposit - 500 M To 999.99 M	At Maturity	1.3659	1.4558	1.3839	
1 Yr Bullet Maturity	AlFalah Islamic Six Month Premium Term Deposit - 1 Bn & Above	At Maturity	1.3827	1.4727	1.3997	
	AlFalah Islamic 1 Year Premium Term Deposit - 5 M To 24.99 M	At Maturity	1.3197	1.3133	1.2605	
	AlFalah Islamic 1 Year Premium Term Deposit - 25 M To 99.99 M	At Maturity	1.3582	1.4484	1.3767	
	AlFalah Islamic 1 Year Premium Term Deposit - 100 M To 199.99 M	At Maturity	1.3605	1.4511	1.3791	
	AlFalah Islamic 1 Year Premium Term Deposit - 200 M To 299.99 M	At Maturity	1.3636	1.4531	1.3815	
	AlFalah Islamic 1 Year Premium Term Deposit - 300 M To 499.99 M	At Maturity	1.3659	1.4558	1.3839	
	AlFalah Islamic 1 Year Premium Term Deposit - 500 M To 999.99 M	At Maturity	1.3683	1.4585	1.3857	
1 Year Monthly	AlFalah Islamic 1 Year Premium Term Deposit - 1 Bn & Above	At Maturity	1.3852	1.4755	1.4019	
	AlFalah Islamic 1 Year Premium Term Deposit Mth - 5 M To 24.99 M	Monthly	1.3073	1.3015	1.2494	
	AlFalah Islamic 1 Year Premium Term Deposit Mth - 25 M To 99.99 M	Monthly	1.3464	1.4365	1.3653	
	AlFalah Islamic 1 Year Premium Term Deposit Mth - 100 M To 199.99 M	Monthly	1.3490	1.4389	1.3677	
	AlFalah Islamic 1 Year Premium Term Deposit Mth - 200 M To 299.99 M	Monthly	1.3513	1.4416	1.3701	
	AlFalah Islamic 1 Year Premium Term Deposit Mth - 300 M To 499.99 M	Monthly	1.3536	1.4437	1.3725	
	AlFalah Islamic 1 Year Premium Term Deposit Mth - 500 M To 999.99 M	Monthly	1.3559	1.4464	1.3743	
AlFalah Islamic 1 Year Premium Term Deposit Mth - 1 Bn & Above	Monthly	1.3706	1.4606	1.3881		




Ovais Ahmed Qazi
 Resident
 Shariah Board Member
 Bank Alfalah Limited
 Islamic Banking Group